

## Strain Gage Simulator



A precision decade resistor for accurately simulating the behavior of strain gages and RTD's.

### FEATURES

- 5 Decade selector switches
- Resistance range: 30.00 to 1111.10 $\Omega$  in 0.01 $\Omega$  steps
- High precision resistors used throughout to ensure excellent stability
- Accuracy 0.02% of setting
- Simulates tension and compression strain for most widely used strain gage resistance values
- Simulates a broad range of RTD's for instrumentation setup and calibration

### DESCRIPTION

The V/E-40 Strain Gage Simulator is an accurate, stable, compact, five-decade resistor specially designed to simulate the behavior of strain gages and RTD's, and for use in a broad range of measurement and calibration applications.

As a precision strain gage simulator, the V/E-40 can be used to measure nonlinearity of the instrumentation in quarter-bridge operation, or to verify instrument calibration over the anticipated measurement range. It is also well suited to measuring desensitization of the strain gage circuit due to the finite resistance of the strain gage leadwire system.

In a similar manner, the V/E-40 can be temporarily substituted for an RTD over a resistance range of 30.00 to 1111.10 ohms to verify calibration of temperature measurement instrumentation.

The V/E-40 can also be used in conjunction with a conventional Wheatstone bridge strain indicator to measure arbitrary resistances between 30.00 and 1111.10 ohms, or to eliminate Wheatstone bridge nonlinearity effects when measuring high post-yield strains in quarter-bridge operation. In this mode, the resistance or strain gage to be measured is connected as one arm of a Wheatstone bridge, the V/E-40 is used as a decade resistor in an adjacent arm, and the strain measuring instrument as a null detector.

Other applications include use as an investigative tool to troubleshoot faulty strain gage installations, or as a precision decade resistor.

### SPECIFICATIONS

#### Accuracy:

0.02% of reading.

#### Maximum Current:

(To meet accuracy and repeatability specifications:)

**120 $\Omega$ :** 65mA; **350 $\Omega$ :** 55mA; **1000 $\Omega$ :** 25mA.

#### Stability:

$\pm 3$ ppm/ $^{\circ}$ C maximum.

#### Resistance range:

30.00 to 1111.10 $\Omega$  in 0.01 $\Omega$  steps.

#### Environment:

0 $^{\circ}$  to +120 $^{\circ}$ F [-18 $^{\circ}$  to +49 $^{\circ}$ C], up to 70% relative humidity, non-condensing.

#### Size:

3-7/8 H x 9-1/8 W x 3-1/8 D in [98 x 232 x 89mm].


#### Weight:

1.9lb [0.85kg].

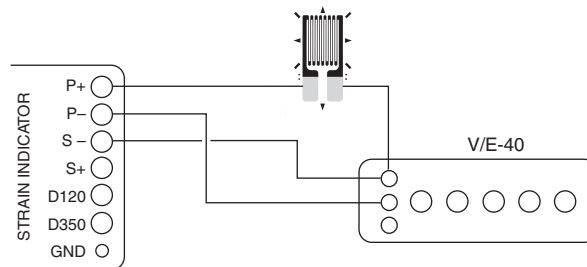
All specifications are nominal or typical at +23 $^{\circ}$ C [+73 $^{\circ}$ F]

## Strain Gage Simulator

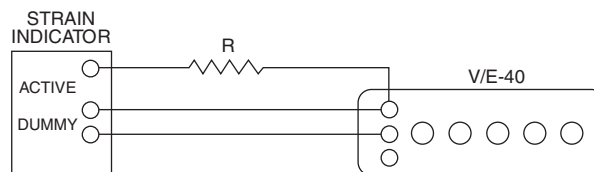
### APPLICATIONS



In use with Model 3800 Wide Range Strain Indicator



V/E-40 used for large strain measurement



V/E-40 used to measure arbitrary resistance value, R

## Disclaimer

All product specifications and data are subject to change without notice.

Vishay Precision Group, Inc., its affiliates, agents, and employees, and all persons acting on its or their behalf (collectively, "Vishay Precision Group"), disclaim any and all liability for any errors, inaccuracies or incompleteness contained herein or in any other disclosure relating to any product.

Vishay Precision Group disclaims any and all liability arising out of the use or application of any product described herein or of any information provided herein to the maximum extent permitted by law. The product specifications do not expand or otherwise modify Vishay Precision Group's terms and conditions of purchase, including but not limited to the warranty expressed therein, which apply to these products.

No license, express or implied, by estoppel or otherwise, to any intellectual property rights is granted by this document or by any conduct of Vishay Precision Group.

The products shown herein are not designed for use in medical, life-saving, or life-sustaining applications unless otherwise expressly indicated. Customers using or selling Vishay Precision Group products not expressly indicated for use in such applications do so entirely at their own risk and agree to fully indemnify Vishay Precision Group for any damages arising or resulting from such use or sale. Please contact authorized Vishay Precision Group personnel to obtain written terms and conditions regarding products designed for such applications.

Product names and markings noted herein may be trademarks of their respective owners.